

SNETTERTON STAGE RALLY 2025

Competitor Final Instructions

Snetterton Stage Rally Motorsport UK Permit Number: 201175
Snetterton Stage Rally Juniors Motorsport UK Permit Number: 201176

The organising committee are happy to welcome you to the fifth round of the Protyre Circuit Rally Championship at the Snetterton Circuit.

Please bring **ALL** documents as we intend to operate a full scrutineering and noise check before the event, so please make sure you have all your documents available and to hand.

Junior F1000 Competitors – A Parent or Guardian must attend scrutineering and signing-on.

IMPORTANT – YOU MUST PICK UP YOUR DOOR AND WINDOW NUMBERS FROM RALLY HQ BEFORE QUEUING FOR SCRUTINEERING.

We hope you have an enjoyable day's entertainment.

A FEW ITEMS TO NOTE.


PASSES and TICKETS

Vehicle passes are attached to this document. Entry tickets will be sent via the MSV's Ticketing System to the **registered driver's email address**. If you haven't received the tickets that you are expecting by Wednesday 5th February, please contact Stanley on 07796 805 072

PLEASE NOTE:- YOUR TICKETS WILL BE SCANNED FOR ENTRY ON BOTH FRIDAY AND SATURDAY

ENTRY LIST

The current entry list will be available on the Sportity Virtual Notice Board
Due to late entries some start times may be out of sequence. Please check.



ENTRANCE TO SNETTERTON AND SPEED LIMITS

THE GATES WILL BE OPEN FRIDAY 12:00 to 20:00. Please do not arrive any earlier as you will not gain admission. Opening hours on SATURDAY from 06:00.

Entrance to the venue is via the main gate postcode NR16 2JU. You must always observe the speed limits and follow the marshal's directions. The speed limit within the venue is 10mph.

ACCESS TO SERVICE AREA

On arrival at the venue, you will be directed over the bridge. Here you will be met by marshals who will direct you. You will be able to unload the rally car and then, once the Service Area is open, the car and service vehicle can go to service.

AS SPACE IS RESTRICTED, NO TRAILERS WILL BE ALLOWED IN THE SERVICE AREA AND THESE AND ANY AUXILIARY VEHICLES MUST BE LEFT IN THE TRAILER PARKING AREA.

See attached map for location of Service Area, Scrutineering, Noise Test and Trailer Parking Area.

GARAGE ALLOCATIONS

If you have been lucky and have purchased a garage, collect your key from the Circuit Administration Office who will have the list. Garage keys are obtainable with a £20.00 deposit. The allocations will be posted on Sportity. Make sure you know your garage number.

IMPORTANT NOTE: The yellow hatched area directly behind the pit garages is a designated FIRE LANE and MUST be kept clear at all times of cars and equipment.

MSV FAIR USAGE POLICY – GARAGE POWER

This applies to ALL Trackdays, Test Days and Rally's.

Please note that MSV operates a Fair Usage Policy for power in garages. Only essential equipment, such as motorcycle tyre warmers, may be plugged in. Small, low consumption devices like mobile phone chargers and kettles are also acceptable.

The following are exempt and will incur a charge:

- Electric vehicles (EVs/PHEVs) - £50 per day / £25 per evening
- Portable heaters - £10 per day per unit
- Trucks and RVs/living units - £25 per day

Payment can be arranged in the Venue Office or ask a member of Snetterton staff. You will be issued a label to attach as proof.

As part of their daily duties, stewards will be regularly checking for the above items.

Failure to pay or to abide by the Fair Usage Policy could lead to exclusion from the rest of the activity.

Whilst our energy prices have increased significantly in recent times, we do not intend to charge our customers for reasonable usage on activity days. Please help us to maintain this approach by only using power that you really need.

NOISE TEST / SCRUTINEERING

THERE MUST BE NO COMPETITION ENGINES OUTSIDE THE HOURS OF 08.30 – 18.30 ON BOTH FRIDAY 7TH AND SATURDAY 8TH FEBRUARY

PLEASE NOTE - COMPETITION NUMBERS WILL BE AVAILABLE FOR COLLECTION FROM RALLY HQ - YOU MUST HAVE THESE ATTACHED TO THE CAR AS PER THE ACCOMPANYING DIAGRAM BEFORE COMMENCING SCRUTINEERING.

Friday	7 February	13:00 to 18:00*
Saturday	8 February	07:00 to 08:00 (pre-booked only)

*Noise Test and Scrutineering will be carried out in full. Process cards will be issued at the Noise Test.

Saturday Scrutineering Process (pre-booked competitors only)

For those competitors pre-booked for Saturday morning scrutineering:

- Cars must be in queue and ready for scrutineering at 07:00, to allow for any issues to be rectified.
- Vehicles must be pushed during this time – NO COMPETITION ENGINES.
- Once successfully scrutineered proceed to Rally HQ with your process cards.
- Noise checks will be conducted in the queue to MTC1, if the noise check is successful your time card will be handed over.

Cars need not be taxed, but they must be presented at Scrutineering with the Vehicle Registration Document. A current MOT Certificate must be present for all cars that are required by law to have one. **Make sure you bring all your documentation with you, as this will be checked.**

In-car video cameras are allowed but must be fitted prior to Scrutineering.

As the last stage will be run in darkness, auxiliary lights **MUST** be fitted for scrutineering.

DIPPED HEADLIGHTS & TAIL LIGHTS MUST BE ILLUMINATED ON ALL STAGES. This is mandatory, daylight running lights only is not acceptable under any circumstances. Marshals will be checking cars and formally reporting non-compliance.

DOCUMENTATION

Friday	7 February	13:30 to 18:30 Race Control (Rally HQ)
Saturday	8 February	07:00 to 08:15 Race Control (Rally HQ)

After successfully completing Noise and Scrutineering, please proceed to Rally HQ with your process cards for inspection of Entrant and Competitor Licences, Club Cards and Championship Registration Cards. All licences must be signed.

You will then be given your Roadbook, Stage Diagrams & Rally Plates.

START LIST

A start list will be displayed with MTC1 due times on the Sportity Virtual Notice Board.
Car 1 will be due at MTC 1 at 8:57am.

COMPETITOR BRIEFING AT 08.15

The Competitor Briefing will take place in the Scrutineering Bay at 08.15 so please make sure you attend on time and are in a position to hear it.

Any changes to stage layouts or issues you should be aware of will be posted as bulletins on the Sportity Virtual Notice Board.

Time Cards will be available after the Competitor Briefing (in queue for MTC1 for competitors scrutineering on Saturday).

REJOIN PROCESS

If you wish to restart after missing Stages or Controls you must first contact the Competitor Relations Officer who will arrange for your vehicle to be re-scrutineered and allocate you a new Time Card with an appropriately seeded start time. A Rejoin Process Card must be completed as a record of this process. You may be disqualified from the results.

Competitors may miss a maximum of two stages if six are run, as per NCR Ch.13, App.13, Art14.1, but will be penalised 30 minutes per stage as per NCR Ch13 App.8 Art 1.3(a)(ii).

The CRO will arrange a time for you to join the next appropriate stage arrival time MTC (Out).

If you have missed three or more stages you will be disqualified from the results and cannot rejoin the rally.

DAMAGE & TYRE DECLARATION

If you retire, or at the end of the event, please fill out the Damage & Tyre Declaration form on-line using the QR code or link below – **THIS IS MANDATORY.**

<https://mtc1.uk/Entry/Snetterton25/DamageDec.php>

For guidance on tyres, please use the link below : -

<https://motorsportuk.s3.eu-west-2.amazonaws.com/wp-content/uploads/2024/01/Tyre-Limit-Guidance-V2.pdf>

With a note to read **NCR Ch 13.16.7**



SAFETY

You may be aware of the effort taking place to ensure Safety on Stage Rallies. The MOTORSPORTUK RALLYFUTURE STAGE SAFETY REQUIREMENTS now cover Multi-use Rallies.

As part of this, we would ask you to watch the Motorsport UK video, "First on Scene".

MOTORSPORT UK First on Scene video.

<https://www.youtube.com/watch?v=zFOAlSpMF28>

IT IS MANDATORY that all crews carry Hi-Viz clothing (tabards) in the car at scrutineering and wear them if exiting a vehicle on stage, the crew must not remain in a stopped car, unless the circumstances make this impractical.

Crews must also ensure that Warning Triangles and SOS/OK boards are displayed correctly. The warning triangle should be placed approx. 50m before the incident, but it is more important that it is displayed before the hazard that caused the incident in clear view of approaching cars.

SERVICE AREA

PLEASE SERVICE ONLY IN THE SERVICE AREA.

Please help to ensure this venue is kept clean. Do not drop litter or leave oil on the ground, oil absorbent materials will be available for soaking up oil. You **MUST** take ALL your rubbish, including tyres away with you.

Competitors and their Service Crews must be familiar with and comply with the Service Area Risk Management Instructions shown in Appendix A at the end of these finals.

Competitors must have a working Fire Extinguisher positioned in an outside corner of their service bay.

Competitors are responsible for the actions and behaviours of their service crews and other persons accompanying them.

FUEL & REFUELLING

ALL COMPETITORS MUST REFUEL IN THE DESIGNATED REFUELLING ZONE. ANY FAILURE TO DO SO COMPETITORS WILL BE PENALISED WITH THE POSSIBILITY OF DISQUALIFICATION FROM THE EVENT.

You must only refuel on your way to a stage and not when returning from a stage. This is for safety reasons and to avoid refuelling whilst the car is hot. Penalty as SR 24.5 NCR Ch13 App.18 Art 9.

The Refuelling Zone will comprise of a self-refuelling area. Competitors using the self-refuelling area, **MUST** have deposited their BS standard fuel containers within the self-refuelling storage area prior to 08:00 on the 8 February 2024. Containers will be tagged and logged by the Environmental Scrutineer. However, competitors are reminded that it is their responsibility to ensure the self-refuelling area contains sufficient fuel for their day's sport.

All refuelling by competitors and their service crew may only be undertaken using an approved syphon system and not poured directly into the vehicle.

Please note, Vital Equipment will not be on-site. They will supply you with specialised fuels in cans. You must use the Refuelling Zone. If you wish to pre-order your fuel for the event, contact Vital Equipment on 01981 241 169 or e-mail on info@vitalequipment.co.uk.

NOTE: In instances of early retirement, you must obtain the Environmental Scrutineer's consent to collect your containers and follow his instructions fully. You will also need to complete your DAMAGE DECLARATION form.

NUMBER PLATES

PLEASE BE AWARE THAT ALL COMPETING CARS ARE REQUIRED TO HAVE LEGAL NUMBER PLATES, INCLUDING THE CORRECT SPACING.

https://www.newreg.co.uk/services/dvla_number_plates/acrylic_plate_rules

CIRCUIT DAMAGE

A reminder to all competitors, Motorsport Vision are very sensitive in relation to damage caused to their venue. If you have a puncture, you must stop in the nearest safe place and change the wheel. Any damage caused, or cost incurred will be the responsibility of the competitor! Anglia Motor Sport Club Ltd and Motorsport Vision will seek FULL reimbursement.

TYRES

Protyre and Slicks – will be at the venue.

FOOD & DRINK

Tyrrells Restaurant will be open:

- Friday 7th February - until 19:00
- Saturday 8th February - for take away only from 07:00am and then fully open from 08:30

RUBBISH SACKS

You are supplied with a sack for rubbish, please use it and take all rubbish home with you.

Useful Phone Numbers:

Event Secretary	Steve Casey	07789 864 739
Asst Event Secretary	Stanley Graham	07796 805 072
Entry Secretary	Val Thompson	07801 705 359
Competitor Relations Officer	Val Thompson	07801 705 359
Competitor Relations Officer	Clare Rix	07786 723 278
Chief Scrutineer	Rob Dominy	07747 798 274

TIME SCHEDULE

The time schedule is a guide. MTC (out) times may change during the day, please check your timecards.

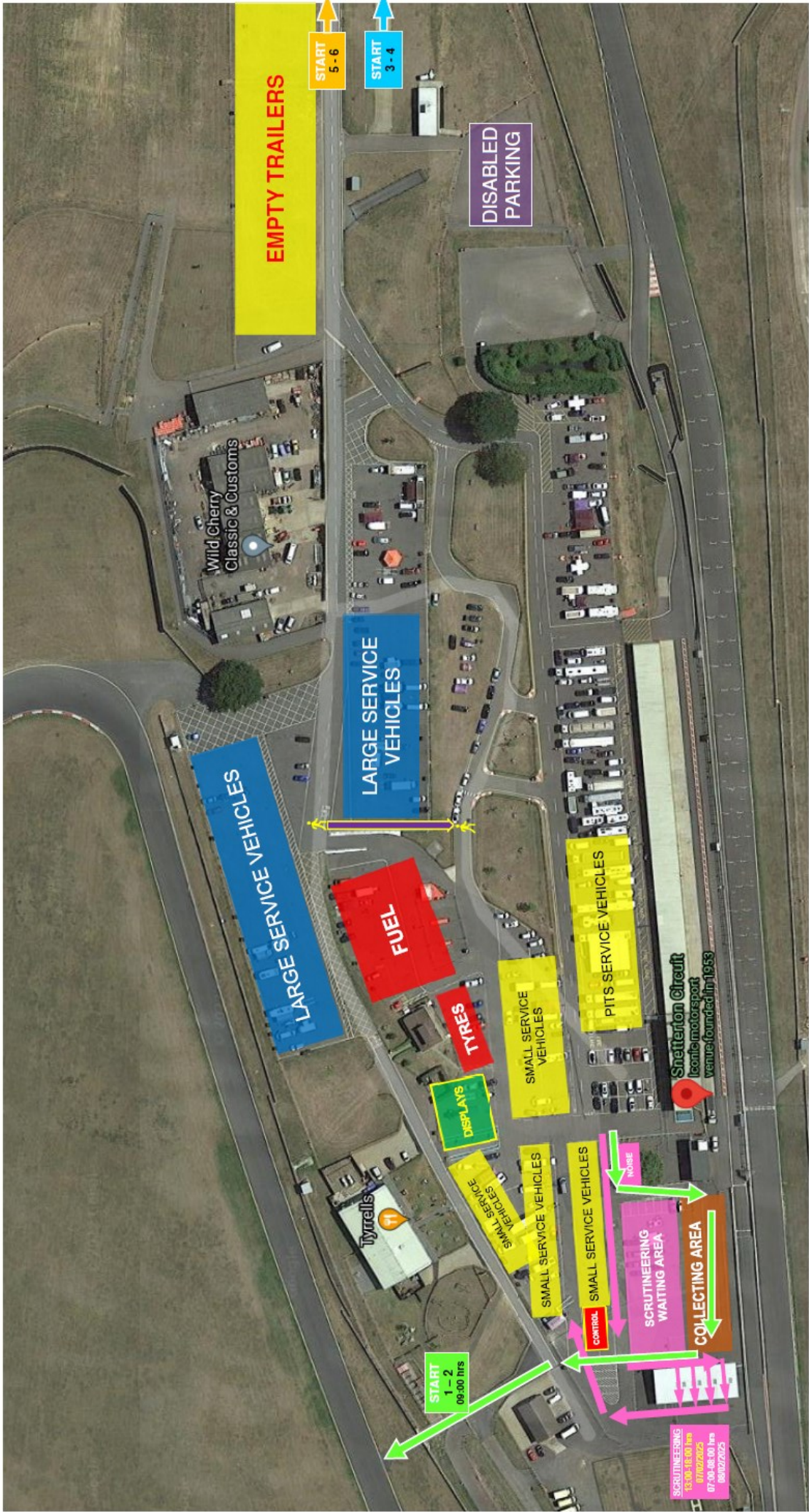
- All MTC times are a minimum of 3 minutes prior to the scheduled stage start times.
- All times provisional and likely to adjust as the day progresses as regards incidents and competitor retirements.
- Where a stage number denotes a 'J' this is the Junior Event.

Schedule based on 90 Cars Total	Stage start Time	Stage Finish Time Last Car	Stage Length	Stage Target	Stage Bogey at 75 mph ave
Stage 1	9:00	9:51	7.50	0:15:00	0:06:01
Stage 1J	9:51	10:13	7.50	0:15:00	0:06:01
Stage 2	10:16	11:05	7.50	0:15:00	0:06:01
Stage 2J	11:05	11:26	7.50	0:15:00	0:06:01
Stage 3	12:06	12:57	9.40	0:18:48	0:07:32
Stage 3J	12:57	13:21	9.40	0:18:48	0:07:32
Stage 4	13:24	14:14	9.40	0:18:48	0:07:32
Stage 4J	14:14	14:38	9.40	0:18:48	0:07:32
Stage 5	15:33	16:21	9.30	0:18:36	0:07:27
Stage 5J	16:21	16:44	9.30	0:18:36	0:07:27
Stage 6	16:47	17:34	9.30	0:18:36	0:07:27
Stage 6J	17:34	17:58	9.30	0:18:36	0:07:27
Finish of last stage	17:58				
Start interval	0:00:30			3:29:36	1:24:02

Please ensure you are familiar with the guidance on timing and controls by reviewing **Section 19 – Controls and Timing** of the SR's.



Snetterton Stage Rally 2025: Paddock Layout





SERVICE VEHICLE PASS

www.snettertonstagerally.co.uk



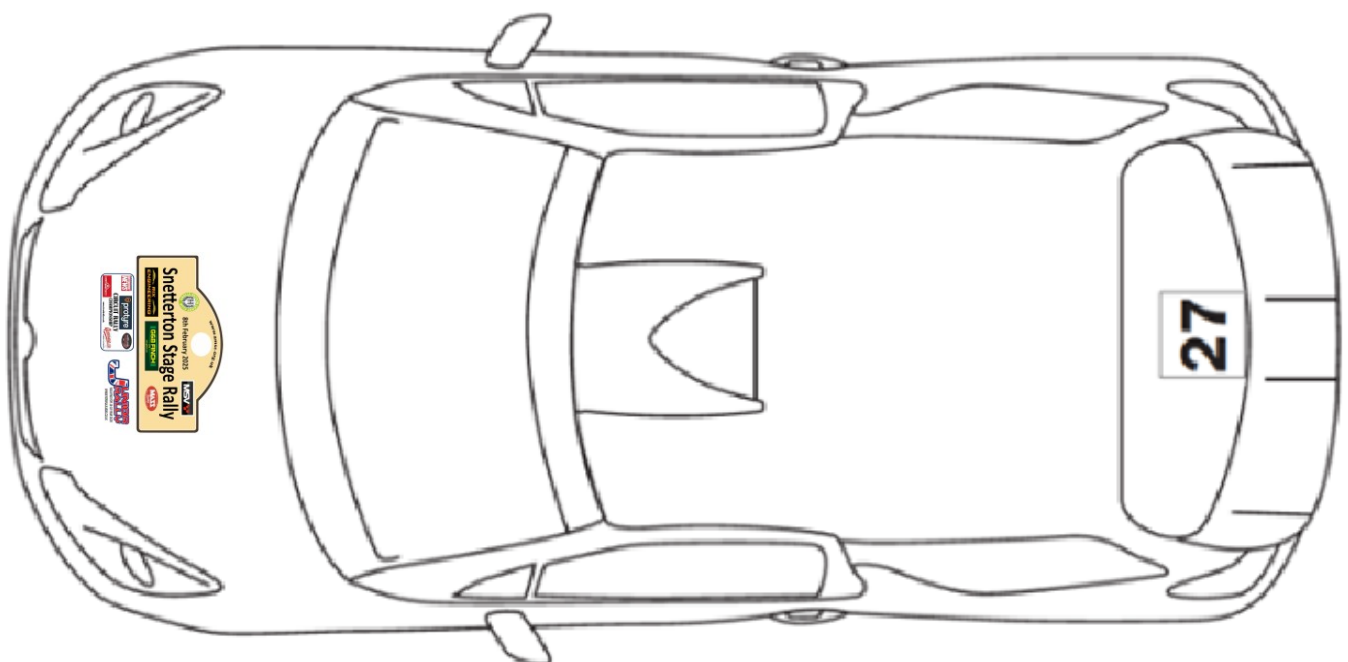

COMPETITOR VEHICLE PASS

www.snettertonstagerally.co.uk

Rally Plate and Number Placement

Crews will be provided with a rally plate and numbers which must be fitted prior to scrutineering and displayed as follows:

- The rally plate to be affixed to the front bonnet.
- A pair of black numbers to be placed within each door square.
- A single square number (printed black numbers on a 18cm x 18cm white background) which must be visible from the rear of the vehicle at eye level but must not impede the rear view via the rear-view mirror.



Appendix A - Service Area Risk Management

Entrants, competitors, and service crew members should be aware of their own and other people's safety and wellbeing, when competing in motor sport.

1. All entrants should have an environmental groundsheet in place before work commences on the vehicle.
2. All service vehicles should have an environmental spill-kit, for use in the event of liquid spillage. (Competing cars should also carry such a kit.)
3. Fire extinguishers should be readily available at all times when vehicles are to be worked on, particularly in the event of any welding or grinding being carried out.
4. Vehicles should be supported by axle stands, chassis sill stands or ramps, all with recommended base plates, when raised in the air by trolley or any other types of jack. Engines should not be running when the vehicle is raised on stands. No other work on the car should be attempted, when raising or lowering of the car is taking place.
5. Re-fueling can only be by hand pumping in the Refueling Area, rather than from hand held containers.
6. Spillage of any liquid should be contained immediately by the crew concerned.

A. Storage & Use of Petroleum Spirit

1. Containers should comply with the relevant British Standard, should be marked "Petroleum Spirit-Highly Flammable" and be kept from any source of ignition.
2. All empty containers should be removed from the venue after the event.
3. Petrol is to be used as fuel only, not for any other purpose.
4. All vehicle re-fueling is to take place in the Refueling area which is a "No Smoking" area.
5. Refueling operatives, including those standing by with fire extinguishers, should ensure they are wearing protective clothing, including gloves and eye protection.

B. Hazardous Substances

1. Some vehicle parts, for example brake and clutch linings, contain asbestos. Competitors are encouraged to use non-asbestos substitutes where possible.
2. Where asbestos is used, every effort should be made to prevent dust being released.
3. Some mineral oils may cause skin cancers. Where contact does occur, contamination should be washed off immediately. The wearing of any contaminated clothing should be avoided.
4. Other substances may cause ill health. Suppliers will have information about the possible effects of their products, on request.

C. Electrical Safety

1. All electrical equipment should be maintained in a safe condition.
2. Extension leads ft cables should be neoprene, oil resistant flexible cable.
3. All electrical equipment used externally should be weatherproof and tools should be "double" or "all insulated" against electric shock.
4. Electrical equipment and hand tools should not be used where flammable vapours are present.

D. Fire Precautions

1. All competition and service vehicles should carry a suitable fire extinguisher.
2. Special consideration should be made before lighting any cooking appliance.
3. All sources of ignition should be kept away from any fuel store or re-fueling area.
4. Fire extinguishers should not be moved from their known location, other than when in use.
5. In the event of any fire, a report should be made to the organisers of the event before leaving the venue.
6. All entrants are encouraged to train their personnel in correct fire prevention and treatment procedures.

E. Compressed Air Equipment

1. Air blasts from over inflated tyres can cause severe injury. Tyres should not be inflated above manufacturers' recommendation figures.
2. Always stand clear when inflating tyres.
3. Compressors and air lines should be inspected regularly.
4. Compressed air cylinders should be stored and used to suppliers' recommendations.

F. General Working Practices

1. All working areas should be kept clean and tidy. All waste and spillage should be cleared up immediately, removed by the entrant at the end of the event and disposed of in a responsible manner.
2. Trailing cables & hoses should not be allowed to create a trip hazard and should not be run across access or roadways.
3. Whenever vehicle engines are being run, adequate ventilation must be in place.
4. All safety notices should be complied with.
5. Any personnel carrying out work should ensure that they adopt safe working practices at all times.
6. Service crews and competitors need to be aware of the long periods of exposure to cold, wet or heat, experienced while on location in service areas and dress accordingly.
7. Children under 16 years of age are to be closely supervised and should not leave your designated area unaccompanied. They are children and as such are your responsibility!!

G. Noise

1. Exposure to excessive noise may result in hearing loss, or other complaints. These may be short term, or after prolonged exposure, permanent.
2. Where exposure to noise is unavoidable, ear defenders should be worn.

H. Manual Handling

1. Lifting, carrying and propelling of loads by bodily force is a major cause of industrial injuries. All entrants are encouraged to train their personnel in safe manual handling techniques.

I. Waste

1. Entrants should remove all waste from the venue, including containers, packaging, tyres, oils etc. They must be disposed of it in a responsible manner.

J. Vehicle Safety

1. A **5 mph speed** limit should be observed at all times in a Service Area, other than for Emergency Vehicles which may be attending an incident.
2. There may be pedestrians in Service Areas. Special care must be taken in these circumstances, to avoid collisions.
3. The unauthorised use of mopeds, motorcycles, scooters, go-peds, quads etc. are forbidden in Service Areas.
4. Vehicles may only be driven by persons holding valid driving Licences for that class of vehicle.

K. First Aid

1. Any person sustaining injury or illness, should seek treatment from the event emergency services, by initially reporting to the Senior Official in charge of the Service Area, who will ensure the appropriate response.

L. Public Safety

1. Entrants and their associated personnel should act in a manner so as not to put either themselves or any other person at risk of injury.

M. Reporting of Accidents & Incidents

1. All accidents where any person sustains injury, or where damage to property occurs, should be reported immediately to the Senior Official in charge of the Service Area.

N. Further Regulations and Information

1. Entrants are reminded of their obligations to comply with the requirements of the appropriate sporting regulations at all times. These Guidance Notes should be read in conjunction with all relevant regulations.